

5. Specifications

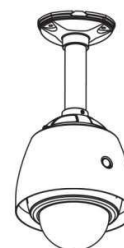
◎ 36x Models SCB-22Z36F / SCB-23Z36F

Video Signal		NTSC	PAL
Camera	Image Pick-up Device	1/4" High Sensitivity CCD	
	Horizontal Resolution	768(H) x 494(V) 380K	752(H) x 582(V) 440K
	Resolution	540 TV Lines[B/W 600 TV Lines]	
	S/N Ratio	52dB Min.[AGC OFF]	
	Zoom	36x Optical Zoom, 12x Digital Zoom	
	Focal Length //Aperture	f=3.43(W) - 122.4(T) mm //F1.6(W) - F4.5(T)	
	Minimum Illumination	Day : 0.1 Lux / Night : 0.0002 Lux [Sens-Up x128]	
	Day & Night	Auto / Day / Night(ICR)	
	Focus	Auto / Manual / SemiAuto	
	Iris	Auto / Manual(0~100)	
	Shutter	Auto / AFLK / MANUAL(1/160 ~ 1/90000, x2~x128) / OFF	
	AGC	OFF/HIGHT/MIDDLE/LOW/MANUAL(0dB~32dB)	
	White Balance	ATW / AWB / Manual(Red, Blue Gain Adjustable)	
	BACKLIGHT	BLC / WDR / ECL / OFF	
	3D-DNR	LOW / MIDDLE / HIGH / OFF	
	Sens-Up	OFF/ AUTO(x2~x128)	
Pan/Tilt	Operation Range	Pan 360 ° (Endless) / Tilt 90 °	
	Operation Speed	Preset : 360 ° / sec	
		Manual : 1 ~ 360 ° / sec (inter-locked with zoom extension)	
		Swing : 1 ~ 180 ° /sec	
	Preset Setting	127 presets (label setting, individual video setting)	
	Swing Setting	8 swings	
	Pattern Setting	4 pattern (1200 commands / pattern, 5 min)	
General	Group Setting	8 groups (20 actions / group)	
	Other Functions	Auto Flip, Auto Parking, Power Up Action	
	Communication	RS-485	
	Protocol	Pelco-D, Pelco-P, Samsung, Panasonic and Bosch	
	Privacy Zone(Optional)	8 zones	
	Alarm I/O	4 inputs / 2 outputs	
	OSD Menu	ON / OFF	
	Input Voltage	24VAC (19VAC ~ 29VAC)	
	Input Power	48VA	
	Fuse	2A	
	Dimension	Dome Ø 149	
		Housing : Ø 163.6 x 230.9(H) mm	
	Weight(Approx.)	Approx. 2.5kg	
	Operational Temperature	0 °C ~ 40 °C	

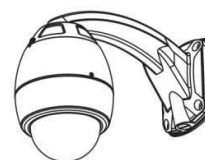
■ Types by installation



Pendant Mount



Pendant Mount (Sun-Shield)



Wall Mount



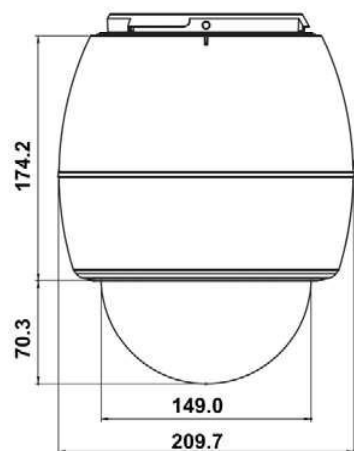
Wall Mount (Sun-Shield)

5. Specifications

☉ Dimensional Drawings

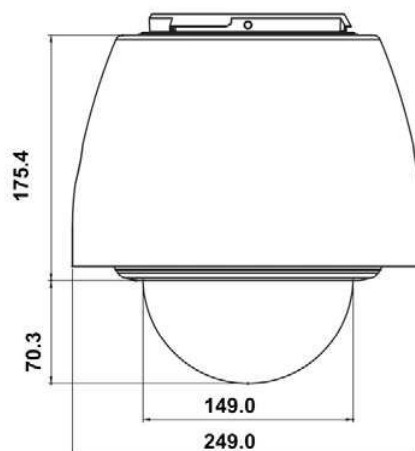
MAIN Body (without Sun-Sheild)

Weight (Approx.) : 3.8kg



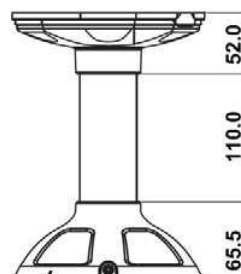
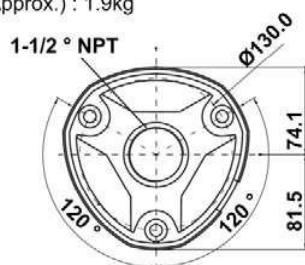
MAIN Body (without Sun-Sheild)

Weight (Approx.) : 4.3kg



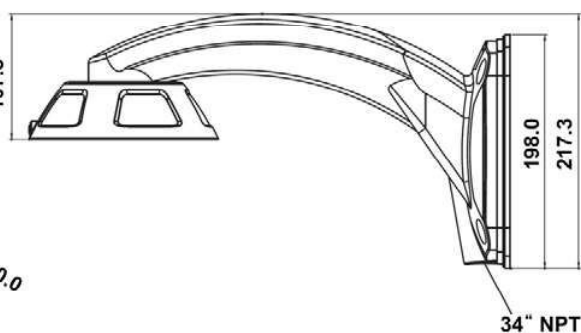
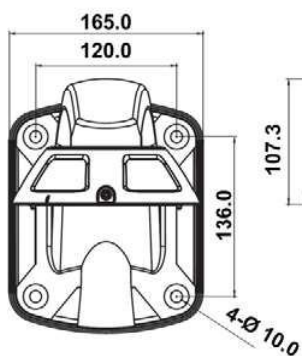
Pendant Mount Bracket

Weight (Approx.) : 1.9kg



Wall Mount Bracket

Weight (Approx.) : 1.2kg



Unit (mm)

5. Specifications

⊙ Dimensional Drawings

